



SCHOOL INFORMATION PROFILE (SIP) 2016-17

The School Information Profile (SIP) is an orientation document developed by school board administration, with point-in-time data for each of the schools under an accommodation review. Information contained in the SIP will help the Accommodation Review Committee (ARC) and community understand the context surrounding the decision to include the specific school(s) in the review. Data contained in the profiles considers value of the school to the student and the school board, based on criteria outlined in the Ministry of Education Pupil Accommodation Review Guideline, contained in HPEDSB [Policy 15: Student Enrolment/School Capacity: Pupil Accommodation Review](#).

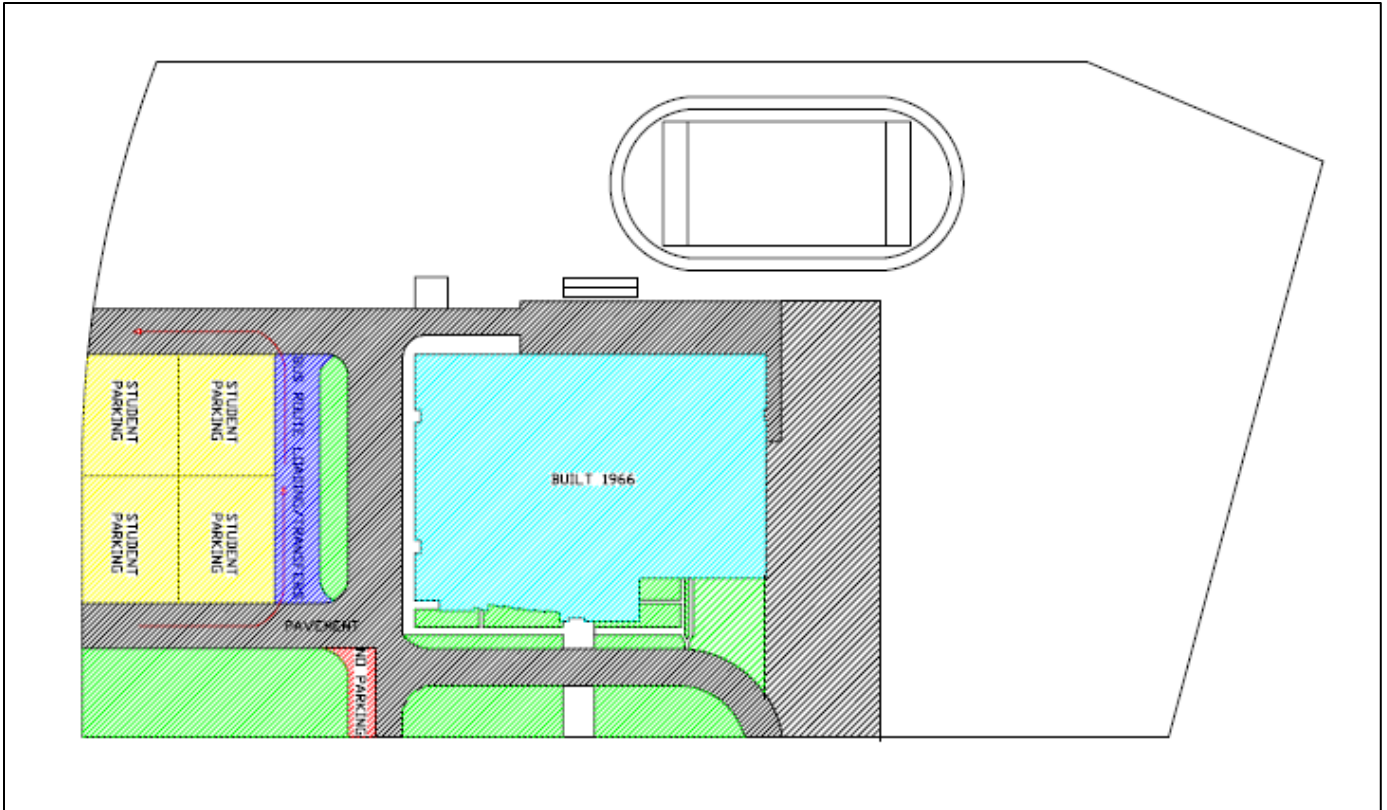
Centennial Secondary School



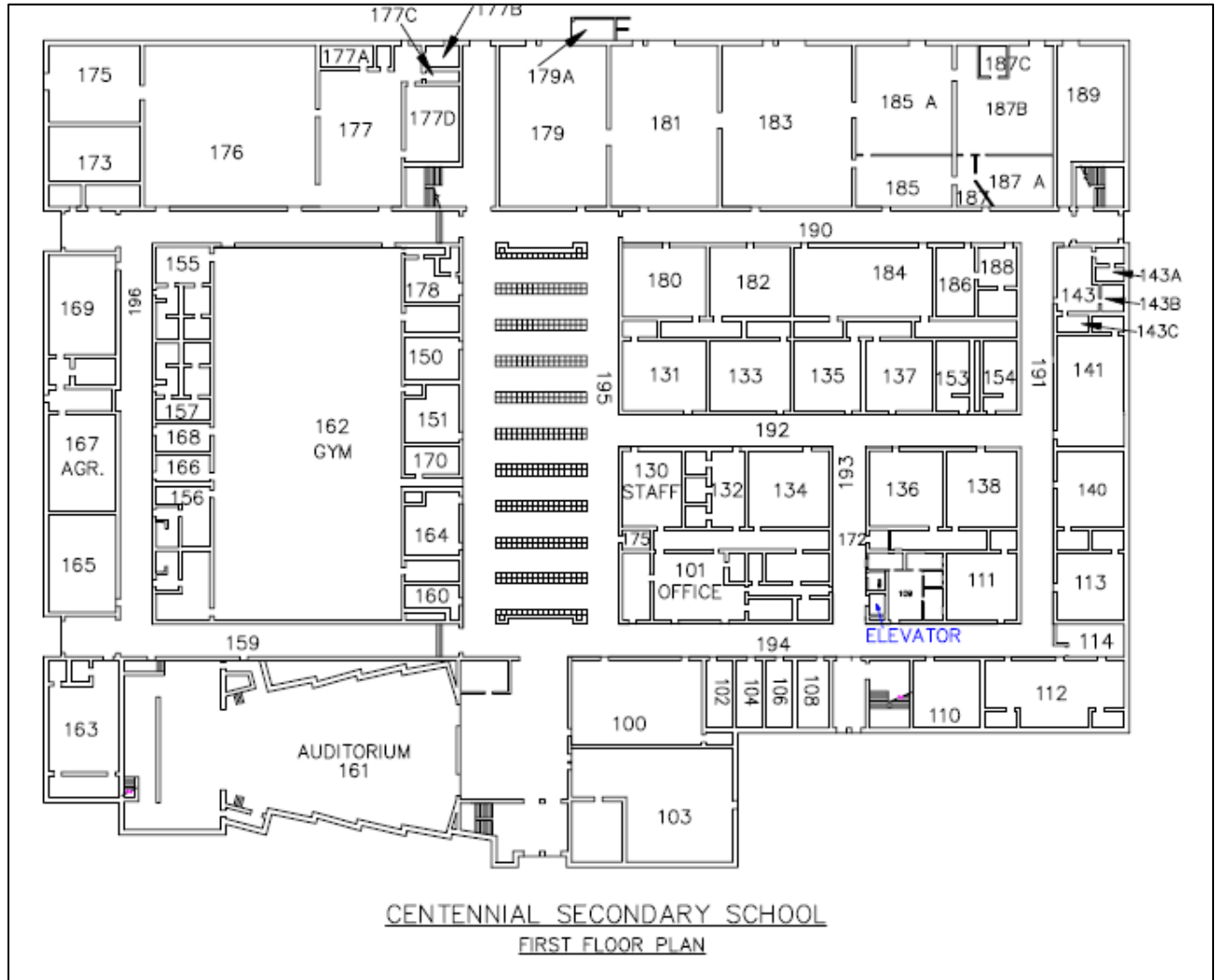
Address:	160 Palmer Road, Belleville, K8P 4E1
School Group:	Centennial
Grade Configuration:	9-12
Program(s):	Regular Secondary; Regional Arts Program
Enrolment (as of October 31, 2016)	729
Number of Out-of-Area students:	Approximately 100
School Capacity:	975
Utilization (as of October 31, 2016):	75%
Surplus Space/Capacity (as of October 31, 2016):	246
Year of Construction:	1966
Year of Additions/Renovations:	N/A
Size of School Site (hectares):	8.999
Building Area (square metres)	16,258

SECTION 1) FACILITY INFORMATION

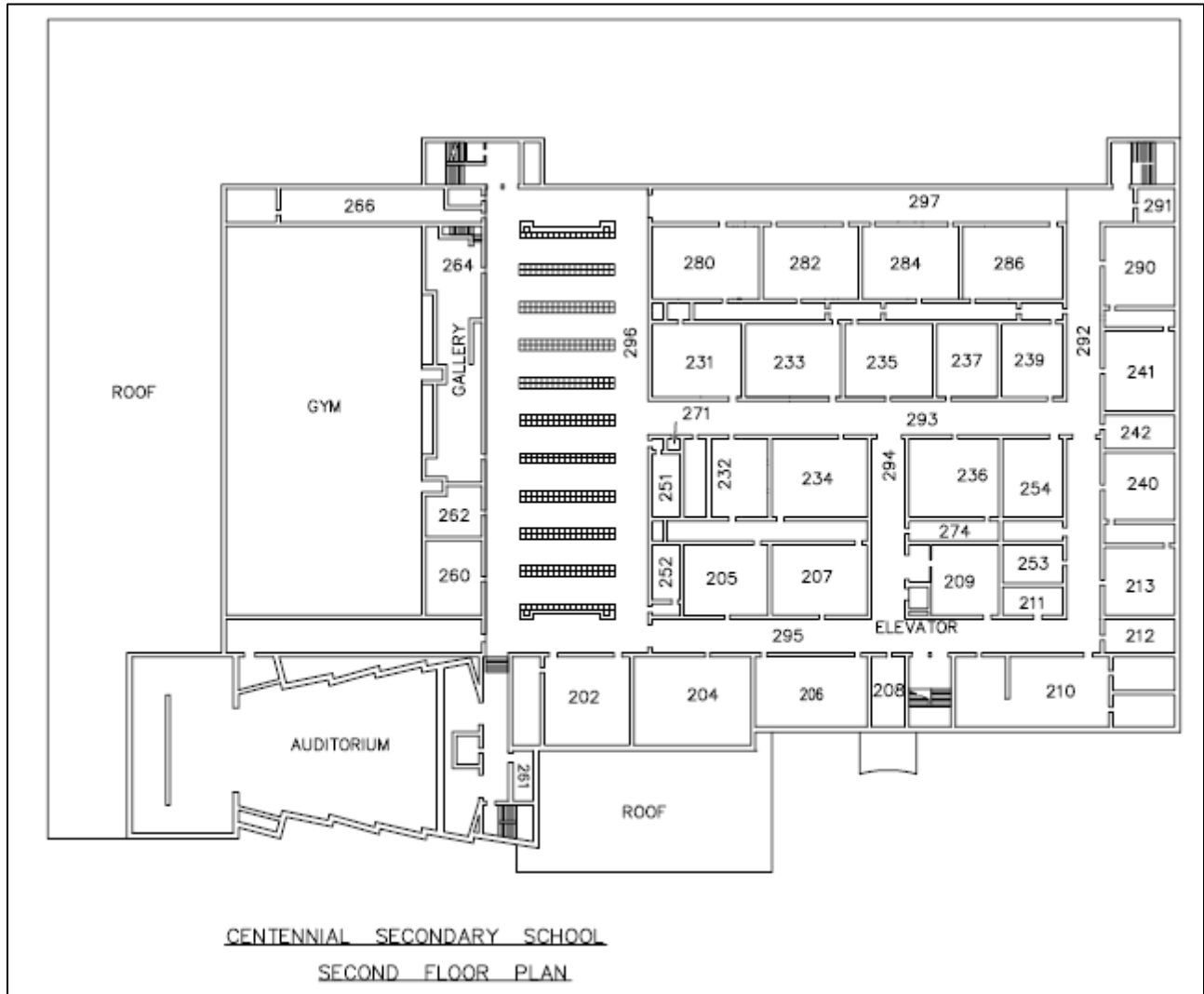
- a) Plans and Maps**
 - i) Site Plan**



ii) Floor Plan(s)



ii) Floor Plan(s)



iii) Attendance Boundary

Source: Tri-Board Student Transportation Services



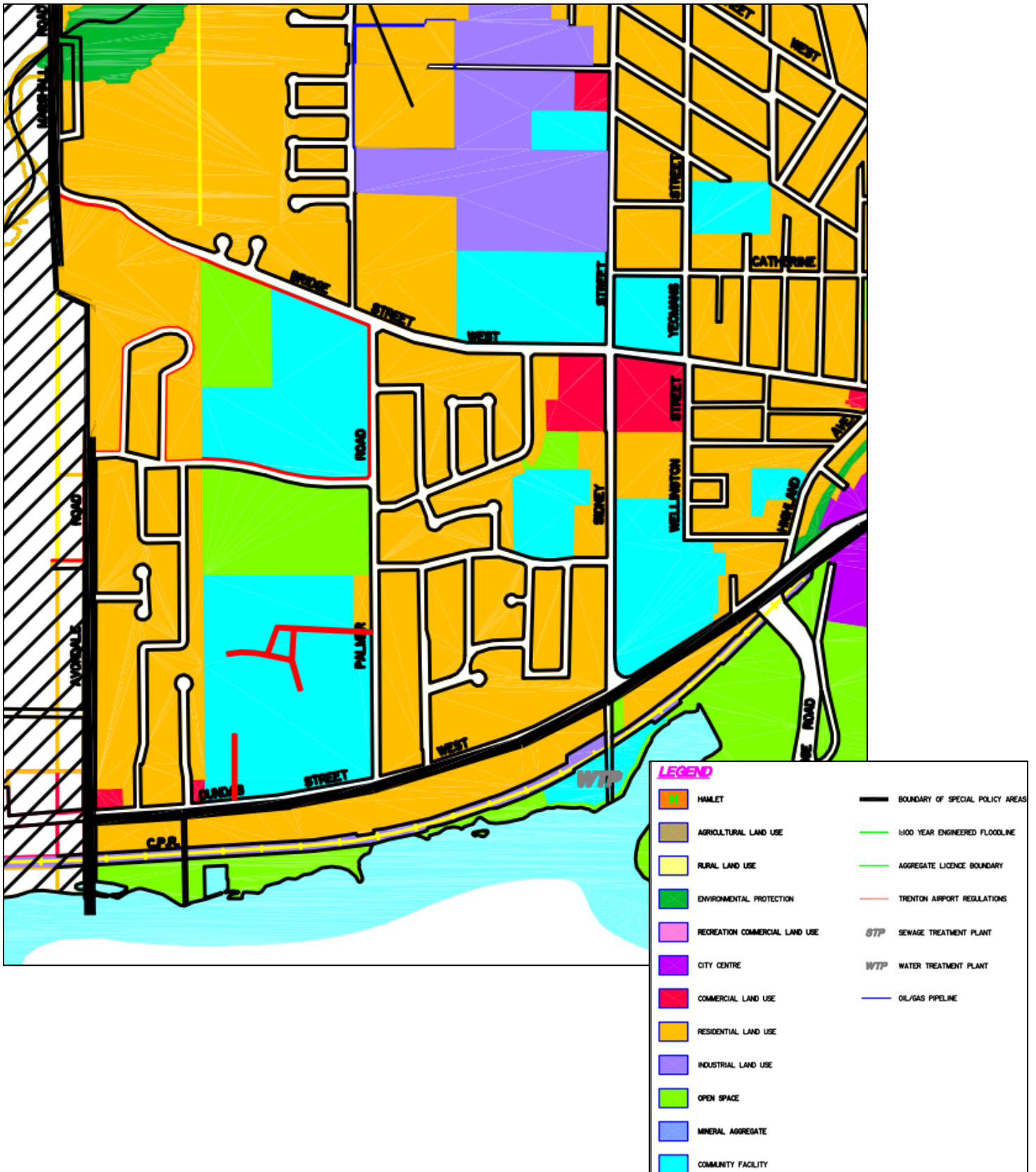
iv) Context Map

Source: Google, www.google.ca



v) Official Plan Land Use Designation Map

Source: City of Belleville, <http://belleville.ca/>



vi) Zoning Map

Source: City of Belleville, <http://belleville.ca/>



LEGEND

- R – Residential
- RC – Residential Commercial
- CC – Community Commercial
- CF – Commercial Facility Zone
- E – Environmental
- H – Holding Zone
- O – Open Space

b) Instructional Rooms and Specialized Classrooms/Teaching Spaces

i) Instructional/Room Inventory Data (taken directly from Ministry of Education School Facilities Inventory System)

See Appendix A, page 15.

ii) Instructional/Specialty Rooms Summary

<ul style="list-style-type: none"> ✓ dedicated library/learning commons ✓ gymnasium(s) ✓ change rooms ✓ dedicated computer area <input type="checkbox"/> room for French language instruction ✓ visual arts room ✓ instrumental music room ✓ special education rooms <input type="checkbox"/> other: 	<ul style="list-style-type: none"> ✓ collaborative learning spaces/areas for small group instruction ✓ cafeteria ✓ auditorium ✓ science labs ✓ broad based technology facilities ✓ home economics facilities <input type="checkbox"/> dedicated area for JK/SK room(s)
--	---

c) School Grounds/Facilities

Total area of hard surface and outdoor area/green space (sq. metres)		73,731
Play area: <ul style="list-style-type: none"> <input type="checkbox"/> Hard surface <input type="checkbox"/> Gravel ✓ Grass ✓ Playing fields 	Types of adequate play fields/outdoor facilities: <ul style="list-style-type: none"> <input type="checkbox"/> Baseball <input type="checkbox"/> Basketball ✓ Football ✓ Green space ✓ Shaded area ✓ Soccer <input type="checkbox"/> Outdoor classroom ✓ Track <input type="checkbox"/> Play structure(s) <input type="checkbox"/> Tennis courts <input type="checkbox"/> Other: 	

d) Major Facility Improvements: five year history

Year	Brief Description	Cost
2015-16	Roof coverings, branch wiring, exterior windows, interior/exterior doors, washroom upgrades, library renovations, ceiling tiles, painting, HVAC, fire alarm system	\$1,918,000
2014-15	Mechanical, school projects, electrical	\$71,000
2013-14	Washroom renovations, painting, school projects, foyer doors, ceiling tiles, emergency stop-tech room, auto door opener-library, carpet removal	\$142,000
2012-13	Gym retractable wall, school projects, painting, exterior front entrance improvements, mural removal	\$50,400
2011-12	Interior windows, painting, school projects, carpet removal/flooring, ceiling tiles, grease trap-kitchen, thermal glass-cafeteria, office consolidation-Room 134	\$126,000

e) Facility Renewal Needs: projected five year		
Year	Brief Description	Cost
2016-17	Interior door, stair construction, ceiling fixtures, plumbing fixtures, asphalt	\$945,088
2017-18	Exterior doors, window coverings, wall/ceiling/floor finishes, signage, playing fields, landscaping	\$2,605,514
2018-19	Lighting/branch wiring	\$1,960,163
2019-20	Controls and instrumentation	\$907,062
2020-21	Wall finishes(paint) and flooring	\$207,058

f) Current Facility Condition Index (FCI)*		
* Building condition as determined by the Ministry of Education by calculating the ratio between the renewal needs and the replacement value for each facility.		
FCI* (five year)	Renewal Costs	Replacement Value
67%	\$18,066,839	\$26,951,419

g) Annual School Utility Costs: 2015-16	
i) Total cost*	\$215,827.43
ii) Cost per square metre	\$13.16
iii) Cost per student	\$296.06
*Includes electricity, water and fuel costs	

h) Transportation/Proximity of Students to School	
i) Number of students within walking distance	222
ii) Average walking distance to school (km)	1.2
iii) Number of students bused to school (includes students from Ameliasburgh area)	460
iv) Average bus ride duration for students (min)	26
v) Shortest bus ride duration for students (min)	3
vi) Longest bus ride duration for students (min)	65

i) Parking, Access/Egress	
i) Number of parking spaces	Approximately 200
ii) Number of accessible parking spaces	No designated space(s)
iii) Adequate parking spaces	yes
iv) Number of point(s) of access/egress for buses	8
v) Adequate points of access/egress for buses	Yes
vi) Number of point(s) of access/egress cars/vehicles	5
vii) Adequate points of access/egress for cars/vehicles	Yes
viii) Other: * not all busses drop off and pick up at the same time	

j) Accessibility	
<input checked="" type="checkbox"/> Wheelchair accessible	<input type="checkbox"/> Stair/chair lift
<input checked="" type="checkbox"/> Exterior ramp(s)	<input checked="" type="checkbox"/> Interior ramp(s)
<input checked="" type="checkbox"/> Automatic door opener	<input checked="" type="checkbox"/> Accessible stage
<input type="checkbox"/> Alarms/signals	<input checked="" type="checkbox"/> Accessible water fountains
<input checked="" type="checkbox"/> Wheelchair accessible washroom	<input checked="" type="checkbox"/> Accessible office counter
<input checked="" type="checkbox"/> Elevator	<input type="checkbox"/> Accessible play structure/yard accessible
<input type="checkbox"/> Other:	

SECTION 2) INSTRUCTIONAL PROFILE

a) Staffing	FTE
<input checked="" type="checkbox"/> Principal	1.0
<input checked="" type="checkbox"/> Vice-principal	1.0
<input type="checkbox"/> Elementary Teacher	N/A
<input checked="" type="checkbox"/> Secondary Teacher	48.66
<input type="checkbox"/> Early Childhood Educator	N/A
<input type="checkbox"/> Other:	
	Hours per week
<input checked="" type="checkbox"/> Educational Assistant	300
<input checked="" type="checkbox"/> Library Technician	1 day/week
<input checked="" type="checkbox"/> Secretarial Staff	149
<input checked="" type="checkbox"/> Custodial Staff	240 (+ 40 hour relief custodian for Centennial school group)
<input type="checkbox"/> Other: Student Supervision Monitor	37

b) Course and Program Offerings

- Grade organization only, elementary school
- French Immersion Program
- Special Education Program(s): Life Skills Program (LSP)/Practical Learning Program (PLP)**
- ESL - English as Second Language**
- Native Language
- Co-operative Education / Dual Credit Program**
- Ontario Youth Apprenticeship Program (OYAP)**
- Guidance Counselling**
- Other Student Support Services:**
- Other Specialized Programs:**
 - **Regional Centre for the Performing Arts**
 - **Health & Wellness Specialist High Skills Major (SHSM)**
 - **Arts & Culture Specialist High Skills Major (SHSM):**
 - **eXplore**
 - **Quinte Ballet School of Canada Professional Training Program (PTP)**
 - **SHAPE (South Hastings Alternative Personalized Education)**
 - **International Students**
 - **e-Learning**

c) Range of Extra Curricular Activities

<input type="checkbox"/> Intramural sports teams:
<input checked="" type="checkbox"/> School sport teams: football, basketball, volleyball, track and field, soccer, rugby, hockey, golf, swimming, badminton, cross country
<input checked="" type="checkbox"/> Clubs: GSA, Conversation Club (International Students, Student Council, Link Crew, Pottery Club, Choir, Band, Global Awareness, Reach for the Top, Anime
<input type="checkbox"/> Other:

d) Current Grade Organization

Source: Actual enrolment as of October 31, 2016.

Enrolment, number of students:

	REGULAR CLASSES						Total Regular Students	PRACTICAL LEARNING PROGRAM						Total PLP	LIFE SKILLS PROGRAM						Total LSP	TOTAL
	Grade 9	Grade 10	Grade 11	Grade 12	Year 5 or Greater	Yr 1		Yr 2	Yr 3	Yr 4	Yr 5	Yr 1	Yr 2		Yr 3	Yr 4	Yr 5					
	Year 1	Year 2	Year 3	Year 4																		
Centennial Secondary School	144.00	194.00	176.00	166.00	28.00	708.00	3.00	3.00	4.00	5.00	2.00	17.00	2.00	1.00	1.00	-	-	4.00	729.00			
CSS SHAPE (KIRK)	2.00	11.00	17.00	22.00		52.00						-						-	52.00			

Enrolment, Full-time Equivalent (FTE):

	REGULAR CLASSES						Total Regular Students	PRACTICAL LEARNING PROGRAM						Total PLP	LIFE SKILLS PROGRAM						Total LSP	TOTAL
	Gr 9 Yr 1	Gr 10 Yr 2	Gr 11 Yr 3	Gr 12 Yr 4	Yr 5 or >	Yr 1		Yr 2	Yr 3	Yr 4	Yr 5	Yr 1	Yr 2		Yr 3	Yr 4	Yr 5					
Centennial Secondary School	144.00	194.00	176.00	162.75	19.25	696.00	3.00	3.00	4.00	5.00	2.00	17.00	2.00	1.00	1.00	-	-	4.00	717.00			
CSS SHAPE (KIRK)	2.00	11.00	17.00	22.00		52.00						-						-	52.00			

SHAPE Program Enrolment, number of students by home school:

SHAPE Program located at W.R. Kirk School			
CSS	MSS	QSS	TOTAL
16	15	18	49

e) Enrolment History: five years

Source: HPEDSB actual enrolment as of October 31 of each school year.

School Year	Gr.9	Gr.10	Gr.11	Gr.12	Yr 5 or>	High Credit	TOTAL
	Yr 1	Yr 2	Yr 3	Yr 4			
2011-12	184.00	222.00	239.00	219.00	108.50	0.00	972.50
2012-13	198.00	190.00	240.50	198.50	95.00	0.00	922.00
2013-14	182.00	200.00	212.25	217.50	37.25	1.50	850.50
2014-15	167.00	177.00	219.00	171.75	41.00	0.00	775.75
2015-16	193.00	169.00	188.00	185.25	36.00	0.00	771.25

SHAPE Program located at W.R. Kirk School				
School Year	CSS Students	MSS Students	QSS Students	TOTAL
2011-12	17.00	18.00	17.00	52
2012-13	17.00	18.00	15.00	50
2013-14	18.00	14.00	18.00	50
2014-15	17.00	15.00	16.00	48
2015-16	16.00	17.00	17.00	50

f) Projected Enrolment: Ten Years

Source: Prepared for HPEDSB by Watson & Associates, as part of reference data provided for long-term planning purposes.

	2017/ 2018	2018/ 2019	2019/ 2020	2020/ 2021	2021/ 2022	2022/ 2023	2023/ 2024	2024/ 2025	2025/ 2026	2026/ 2027
9	167	187	179	179	179	199	174	175	177	178
10	177	170	191	184	184	183	204	178	179	182
11	214	182	176	198	190	190	189	210	184	186
12	207	251	214	206	232	222	222	222	246	215
Returning Grade 12's	0	0	0	0	0	0	0	0	0	0
SE										
ALT										
Total	764	791	760	767	784	794	789	785	787	761

CSS SHAPE (W. R. KIRK SCHOOL)										
	2017/ 2018	2018/ 2019	2019/ 2020	2020/ 2021	2021/ 2022	2022/ 2023	2023/ 2024	2024/ 2025	2025/ 2026	2026/ 2027
9	0	0	0	0	0	0	0	0	0	0
10	10	10	10	10	10	10	10	10	10	10
11	15	15	15	15	15	15	15	15	15	15
12	25	25	25	25	25	25	25	25	25	25
Returning Grade 12's	0	0	0	0	0	0	0	0	0	0
SE										
ALT										
Total	50	50	50	50	50	50	50	50	50	50

SECTION 3) COMMUNITY USE AND PARTNERSHIPS PROFILE

a) Non-school programs or services

<input type="checkbox"/> Co-located	Revenue	Cost Recovery <input type="checkbox"/> Yes <input type="checkbox"/> No
<input type="checkbox"/> Community (access to neighbourhood community programs/facilities) – Mary Ann Sills field, Quinte Bay Gymnastics Club		

b) Child Care

<input type="checkbox"/> Before/After <input type="checkbox"/> Infant	<input type="checkbox"/> Toddler <input type="checkbox"/> Preschool	Revenue	Cost Recovery <input type="checkbox"/> Yes <input type="checkbox"/> No
--	--	---------	--

c) Facility Partnerships

<input type="checkbox"/> Yes <input checked="" type="checkbox"/> No	Revenue	Cost Recovery <input type="checkbox"/> Yes <input type="checkbox"/> No
Suitability for facility partnerships <input type="checkbox"/> Yes <input checked="" type="checkbox"/> No	Rationale: – Above 65% utilization	

d) Shared Use Partnerships

<input checked="" type="checkbox"/> Yes <input type="checkbox"/> No	Revenue	Cost Recovery <input checked="" type="checkbox"/> Yes <input type="checkbox"/> No
– Quinte Bay Gymnastics Club: access to school parking area for regular and special events	0	

e) Community Use of Schools 2015-16

Number of Permits: 51 <input checked="" type="checkbox"/> School day/after school use <input checked="" type="checkbox"/> Evening use <input checked="" type="checkbox"/> Weekend use <input checked="" type="checkbox"/> March/summer break use	Revenue \$15,126	Cost Recovery <input type="checkbox"/> Yes <input checked="" type="checkbox"/> No
--	----------------------------	--

Community use activities:

- **Community church groups; church group/gatherings; concerts; rehearsal; community fundraisers; Quinte Ballet School events; football; basketball; soccer; exercise/fitness programs; gymnastics; walking program; lacrosse; language programs; karate; elections; meetings**

f) Additional information/local context

- **Partnership with Quinte Bay Gymnastics Club; Club use of school parking lot for general and special event parking; school use of Club for team practices**
- **Quinte Ballet students attend Centennial; actively use school facility for recitals and special events**
- **School facility actively used by community after school hours**

Appendix A – Instructional/Room Inventory Data

2016-2017 OTG			
Room Number	Space Type	Current Use	Loading
202	Art Room	Art	21.0
206	Art Room	Art	21.0
161	Auditorium	Other	0.0
179	Broad-Based Technology	Broad-Based Technology	21.0
181	Broad-Based Technology	Broad-Based Technology	21.0
183	Broad-Based Technology	Broad-Based Technology	21.0
185	Broad-Based Technology	Broad-Based Technology	21.0
187	Broad-Based Technology	Broad-Based Technology	21.0
176	Cafeteria	Cafeteria	0.0
234	Commercial Room	Commercial	21.0
141	Computer Room	Computers	21.0
204	Computer Room	Computers	21.0
205	Computer Room	Computers	21.0
207	Computer Room	Computers	21.0
237	Computer Room	Computers	21.0
110	Classroom	Classroom	21.0
111	Classroom	Classroom	21.0
113	Classroom	Classroom	21.0
131	Classroom	Classroom	21.0
133	Classroom	Classroom	21.0
134	Classroom	Classroom	21.0
135	Classroom	Classroom	21.0
136	Classroom	Classroom	21.0
137	Classroom	Classroom	21.0
138	Classroom	Classroom	21.0
140	Classroom	Classroom	21.0
180	Classroom	Classroom	21.0
182	Classroom	Classroom	21.0
209	Classroom	Classroom	21.0
213	Classroom	Classroom	21.0
231	Classroom	Classroom	21.0
233	Classroom	Classroom	21.0
235	Classroom	Classroom	21.0
236	Classroom	Classroom	21.0
240	Classroom	Classroom	21.0
241	Classroom	Classroom	21.0
290	Classroom	Classroom	21.0
264	Exercise Room	Exercise	0.0
162a	Gymnasium Multiple	Gymnasium Multiple	0.0
162b	Gymnasium Multiple	Gymnasium Multiple	21.0
162c	Gymnasium Multiple	Gymnasium Multiple	21.0
162	Gymnasium	Gymnasium	0.0
103	Library Resource Centre	Library Resource	0.0
100	Lecture Room	Lecture	21.0
163	Music Rm (Instrumental)	Music (Instrumental)	21.0
165	Music Room (Vocal)	Other	21.0

184	Special Ed.	Special Education	9.0
169	Science Laboratory	Science	21.0
280	Science Laboratory	Science Laboratory	21.0
282	Science Laboratory	Science Laboratory	21.0
284	Science Laboratory	Science Laboratory	21.0
286	Science Laboratory	Science Laboratory	21.0
108	Seminar Room	Remedial	0.0
104	Seminar Room	Seminar	0.0
106	Seminar Room	Seminar	0.0
112	Staff Work Rm./Lounge	Staff Work/Lounge	0.0
130	Staff Work Rm./Lounge	Staff Work/Lounge	0.0
210	Technical/Vocational	Other	21.0
167	Other	Other	0.0
2016 OTG			975